



RH SOLUTIONS LLC

Bringing Print to Life



SPS® VTS XP 57/p


SPS® VITESSA Series High Speed STOP Cylinder in *primeline* Equipment Version



... up to 4.500 impressions per hour

Unrivalled solid construction, ease of operation and immediate return on investment have made the **SPS® VITESSA** screen printing machines the top-selling STOP cylinder presses in the world.

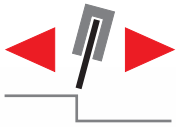
Based on the **Original SPS® STOP Cylinder Principle®**, the **SPS® VTS XP 57/p primeline** combines this sound tradition with advanced operator comfort and highest running speed.




The heavy duty PEH squeegee bridge. Pneumatic-hydraulic actuation, central pressure pre-selection and auto-controlled settings: in full sync with the cylinder rotation. Dripless function. Set-point control for adjustable gripper margin and active print path.

The functional elements of the SPS® high precision print cylinder: sequence-controlled adjustable sheet smoothers, front edge lay stops with opto-sensors, spring-loaded sheet grippers, integrated ejectives - all under clean cover.

The heavy-duty SPS® FVR EP rear pick-up feeder with advanced separator head. Sheet take-up from the pile and transfer to the vacuum belt table are independently managed by pick-up and forward suction elements. A **sheet skew function** for controlled turning is included. The clean sheet separation can be enhanced by nozzles with pulsating compressed air.



SPS® rearpick-upfeeders provide both **stream** and on-demand **single sheet** operation mode.






SPS® VTS XP 57/p

Precise tracking between press exit and dryer infeed, integrated solvent vapor extraction: the unique **SPS® sheet delivery system**. The press delivery belt is motor-driven, if in line-formation with an SPS® dryer: in speed auto-sync with the dryer conveyor. Sheet pass straight away and friction-free (**synchroline**).

Adjustable vacuum on the infeed belt table reduces the number of sheet transport rollers and balls needed, resulting in scratch free conveyance. Central top grate adjustment to sheet length for quick set-up included.

Screen registration between color runs is made at the **centralized three-point adjustment**. **Automatic frame clamping** and locking into position is by the push of a button. Time-saving pre-registration systems, used to maintain stencil position from screen making to press, fit perfectly.



SPS® VTS XP 57/p

EQUIPMENT

Standard ■ Option ●

XP 57/p



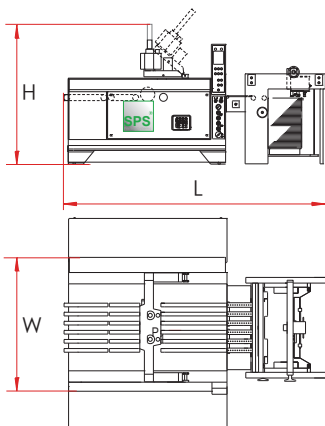
Main panel with HMI



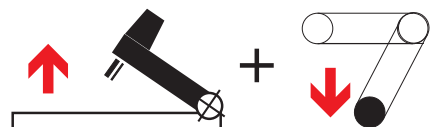
Air control panel

Original SPS® STOP Cylinder Principle®	■
sheet alignment system for invariable dot-to-dot registration	■
swivel-up squeegee bridge and screen carrier (wide opening for set-up, cleaning)	■
screen carrier tilting in pneumatic version	■
drop-down delivery belt segment (set-up & cleaning position)	■
leveled-off protected gripper recess with minimum off-contact	■
polished stainless-steel vacuum cylinder in micrometric precision, with blow-back	■
individually spring-loaded sheet grippers with ejectors in the cylinder	■
opto-electronic sheet lay stop and pass detection: infeed, front & side lays, sheet delivery	■
rear pick-up stream & single sheet feeder SPS® FVR EP with vacuum infeed table	■
offset type feeder head, independent pick-up and forward movement, sheet skew	■
servo-motorized sheet infeed with EP feeder (slip compensation)	●
single sheet front pick-up feeder SPS® FVF FP- with servo-controlled slow-down	●
sheet cleaning device, integrated in the feeder belt table	●
anti-static basic set: discharge electrodes	●
anti-static extension: orientable valves for ionized blast air, fitted at feeder pile corners	●
anti-static extension: additional discharge electrode, mounted to squeegee bridge	●
anti-static upgrade package for industrial applications on film substrates	●
compressed air nozzles for enhanced sheet separation from pile	■
true size scales / gauges for format adjustments; central tuning of feed board equipment to sheet length	■
centralized side guide positioning, externally accessible	■
vacuum side guides, with fine-tuning for pulling force	■
additional push mode on side guides, convertible	●
sheet delivery with vacuum hold-down and solvent vapor extraction	■
adjustable sheet deflector guides in the delivery section	■
SPS® synchroline with motorized sheet delivery (with SPS® dryer: in auto-synchronized speed)	■
3-point screen adjustment, central B-side position, pneumatic lock-in	■
screen carrier with pneumatic frame clamping, prepared for pre-registration	■
print length correction system (adjustment to fit)	●
SPS® PEH squeegee unit with central pressure control and read-out	■
horizontal squeegee bridge adjustment ("top position")	■
digital squeegee set-point control, gripper margin and active print path adjustable	■
motorized squeegee set-down with SPS® autoset height leveling	■
SPS® C05 squeegee blade system (RKS) with pneumatic holder, with angle adjustment	●
pneumatic quick clamping of squeegee holder and flood coater profile	■
equipment package for low-viscosity media (drip protection pan)	●
touch-screen HMI with all main functions in central B side position, clear text indications	■
enhanced GS safety package: light barriers with timer-controlled overrun function	●
central grease lubrication with automatic level detection	■
stainless steel machine paneling; walk-ways on A and B sides	■
equipment for on-line service data transfer	■

All specifications given in this brochure are subject to possible alteration.



The defining operating characteristics of the **SPS® VTS XP 57/p** : At the touch of a button, the squeegee bridge swings up from print level into the raised set-up position, and the screen carrier can be tilted. In addition, the exit segment of the delivery belt may now be lowered. In this state, unrestricted access to the screen underside and the sheet guide system is opened. Returning from there to production is a matter of seconds only.



Swivel-up & drop-down:
all set to go for make-ready, cleaning and inspection.

SPS® VTS XP 57/p

TECHNICAL DATA		XP 57/p
Max. sheet size (standard)		
l * w	mm * mm in. * in.	550 * 750 ¹⁾ 22 * 30
Min. sheet size		
l * w	mm * mm in. * in.	250 * 300 10 * 12
Print frame o/d (standard)		
l * w	mm * mm in. * in.	960 * 960 ¹⁾ 38 * 38
Print frame o/d (optional)		
l * w	mm * mm in. * in.	880 * 880 ²⁾ 34.5 * 34.5
Cycle speed		
max.	1/hr	4500
Length	L mm / ft. in.	3460 / 11' 4"
Width ³⁾	W mm / ft. in.	1830 / 6'
Height ⁴⁾	H mm / ft. in.	1650 / 5' 5"



¹⁾ enlargement to max. sheet width of 800 mm (31.5") & frame width of 1000 mm (39.5") on request
²⁾ with reduction of max. print size to 505 mm * 710 mm (20" * 28")


³⁾ + platforms on A and B side
⁴⁾ in basic working position

All specifications given in this brochure are subject to possible alteration.

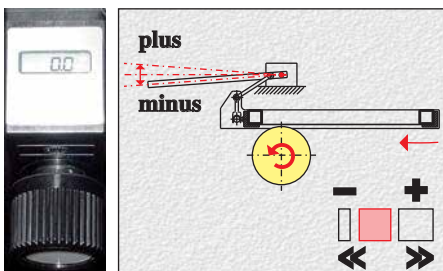


Anti-static upgrade for industrial applications on film substrates: fan blowers and underside electrode.

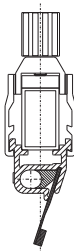
Examples of available OPTIONS





Vacuum side guide convertible: additional push function to align heavy substrates.



Variable print length correction: perfect fit to given original and from color to color.



SPS® C05 squeegee system with pneumatic clamping (RKS) - incl. standard profile holder.



Mainly for industrial applications: front pick-up feeder SPS® FVF FP - with servo-driven sheet slow-down.



RH SOLUTIONS LLC
Bringing Print to Life

sales@rhsolutionsllc.com ph:513-407-5399 www.RHSolutionsLLC.com 4295 Armstrong Blvd, Ste 1 Batavia, Ohio 45103