




RH SOLUTIONS LLC
Bringing Print to Life



SPS[®] VTS XP /c

SPS[®] VITESSA Series High Speed STOP Cylinder in *classic* Economy Version



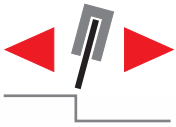
... up to 4.500 impressions per hour

Unrivaled solid construction, ease of operation and immediate return on investment have made the **SPS[®] VITESSA** screen printing machines the top-selling STOP cylinder presses in the world.

Based on the **Original SPS[®] STOP Cylinder Principle[®]**, the **SPS[®] VTS XP /c** models combine this sound tradition with an unbeaten price-performance ratio.



The heavy duty PEH squeegee bridge. Pneumatic-hydraulic actuation, central pressure pre-selection and self-controlled settings: in full sync with the cylinder rotation. Dripless function. Adjustable gripper margin.




The functional elements of the SPS® high precision print cylinder: sequence-controlled adjustable sheet smoothers, front edge lay stops with opto-sensors, spring-loaded sheet grippers, integrated ejection - all under clean cover.



The heavy-duty SPS® FVR EP rear pick-up feeder with advanced separator head. Sheet take-up from the pile and transfer to the vacuum belt table are independently managed by pick-up and forward suction elements. A sheet skew function for controlled turning is included. The clean sheet separation can be enhanced by nozzles with pulsating compressed air.

SPS® rear pick-up feeders provide both **stream** and on-demand **single sheet** operation mode.





SPS® VTS XP 57/c

Precise tracking between press exit and dryer infeed, integrated solvent vapor extraction: the **sheet delivery system** in **classic** version. By the push of a button, the outside segment of the delivery belt assembly can be lowered, opening free passage for the operator for entry between press and dryer.

Adjustable vacuum on the infeed belt table, combined with SPS® STOP cylinder precision, reduces the number of sheet transport rollers and balls needed, resulting in scratch free conveyance and short set-up times.

Screen registration between color runs is made at the **centralized three-point adjustment**. **Automatic frame clamping** and locking into position is by the push of a button. Time-saving pre-registration systems, used to maintain stencil position from screen making to press, fit perfectly.



SPS® VTS XP /c

EQUIPMENT

Standard ■ Option ●

XP57/c XP69/c XP71/c



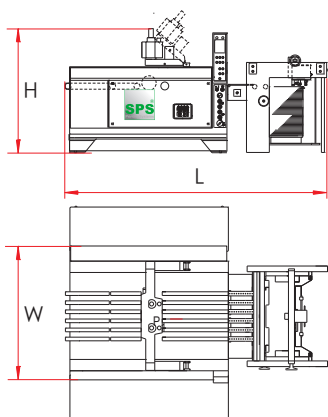
Main panel with HMI



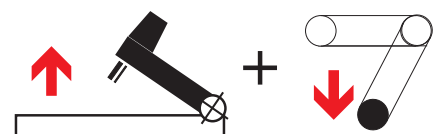
Air control panel

	XP57/c	XP69/c	XP71/c
Original SPS® STOP Cylinder Principle®	■	■	■
sheet alignment system for invariable dot-to-dot registration	■	■	■
swivel-up squeegee bridge and screen carrier (wide opening for set-up, cleaning)	■	■	■
screen carrier tilting in pneumatic version	■	■	■
drop-down delivery belt segment (set-up & cleaning position)	■	■	■
leveled-off protected gripper recess with minimum off-contact	■	■	■
polished stainless-steel vacuum cylinder in micrometric precision, with blow-back	■	■	■
individually spring-loaded sheet grippers with ejectors in the cylinder	■	■	■
opto-electronic sheet lay stop and pass detection: infeed, front & side lays, sheet delivery	■	■	■
rear pick-up stream & single sheet feeder SPS® FVR EP with vacuum infeed table	■	■	■
offset type feeder head, independent pick-up and forward movement, sheet skew	■	■	■
single sheet front pick-up feeder SPS® FVF FP - with servo-controlled slow-down	●	●	●
sheet cleaning device, integrated in the feeder belt table	●	●	●
anti-static basic set: discharge electrodes	●	●	●
anti-static extension: orientable valves for ionized blast air, fitted at feeder pile corners	●	●	●
anti-static extension: additional discharge electrode, mounted to squeegee bridge	●	●	●
compressed air nozzles for enhanced sheet separation from pile	■	■	■
true size scales / gauges for format adjustments	■	■	■
centralized side guide positioning, externally accessible	■	■	■
vacuum side guides, with fine-tuning for pulling force	■	■	■
additional push mode on side guides, convertible	●	●	●
sheet delivery with vacuum hold-down and solvent vapor extraction	■	■	■
adjustable sheet deflector guides in the delivery section	●	●	●
3-point screen adjustment, central B-side position, pneumatic lock-in	■	■	■
screen carrier with pneumatic frame clamping, prepared for pre-registration	■	■	■
SPS® PEH squeegee unit with central pressure control and read-out	■	■	■
horizontal squeegee bridge adjustment ("top position")	■	■	■
digital squeegee set-point control, gripper margin adjustable	■	■	■
SPS® C05 squeegee blade system (RKS) with pneumatic holder, with angle adjustment	●	●	●
equipment package for low-viscosity media (drip protection pan)	●	●	●
touch-screen HMI with all main functions in central B side position, clear text indications	■	■	■
central grease lubrication with automatic level detection	■	■	■
stainless steel machine paneling; walk-ways on A and B sides	■	■	■
equipment for on-line service data transfer	■	■	■

All specifications given in this brochure are subject to possible alteration.



The defining operating characteristics of the **SPS® VTS XP /c** : At the touch of a button, the squeegee bridge swings up from print level into the raised set-up position, and the screen carrier can be tilted. In addition, the exit segment of the delivery belt may now be lowered. In this state, unrestricted access to the screen underside and the sheet guide system is opened. Returning from there to production is a matter of seconds only.



Swivel-up & drop-down:
all set to go for make-ready, cleaning and inspection.

SPS® VTS XP /c

TECHNICAL DATA		XP57/c	XP69/c	XP71/c
Max. sheet size (standard)				
l * w	mm * mm in. * in.	550 * 750 ¹⁾ 22 * 30	650 * 900 25 * 35	750 * 1060 29 * 41
Min. sheet size				
l * w	mm * mm in. * in.	250 * 300 10 * 12	280 * 420 11 * 17	280 * 420 11 * 17
Print frame o/d (standard)				
l * w	mm * mm in. * in.	960 * 960 ¹⁾ 38 * 38	1070/1090*1160 42 * 46	1140 * 1280 45 * 50
Print frame o/d (optional)				
l * w	mm * mm in. * in.	880 * 880 ²⁾ 34.5 * 34.5		1250 * 1320 49 * 52
Cycle speed				
max.	1/hr	4500	4000	4000
Length	L mm / ft. in.	3460 / 11' 4"	4260 / 14'	4260 / 14'
Width ³⁾	W mm / ft. in.	1830 / 6'	2165 / 7' 1"	2165 / 7' 1"
Height ⁴⁾	H mm / ft. in.	1650 / 5' 5"	1660 / 5' 5"	1660 / 5' 5"

¹⁾ enlargement to max. sheet width of 800 mm (31.5") & frame width of 1000 mm (39.5") on request


²⁾ with reduction of max. print size to 505 mm * 710 mm (20" * 28")

³⁾ + platforms on A and B side

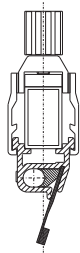
⁴⁾ in basic working position

All specifications given in this brochure are subject to possible alteration.



Examples of available OPTIONS



Vacuum side guide convertible:
additional push function to align
heavy substrates.



SPS® C05 squeegee system with
pneumatic clamping (RKS) - incl.
standard profile holder.



Mainly for industrial applications:
front pick-up feeder SPS® FVF FP
with servo-driven sheet slow-down.

